

# **HYDROXYUREA- hydroxyurea capsule**

## **AvKARE**

-----

### **HIGHLIGHTS OF PRESCRIBING INFORMATION**

#### **Hydroxyurea Capsules USP**

#### **Rx Only**

**These highlights do not include all the information needed to use HYDROXYUREA CAPSULES safely and effectively. See full prescribing information for HYDROXYUREA CAPSULES.**

#### **HYDROXYUREA capsules, for oral use**

**Initial U.S. Approval: 1967**

#### **INDICATIONS AND USAGE**

Hydroxyurea capsules are an antimetabolite indicated for the treatment of:

- Resistant chronic myeloid leukemia. ( 1)
- Locally advanced squamous cell carcinomas of the head and neck, (excluding lip) in combination with concurrent chemoradiation. ( 1)

#### **DOSAGE AND ADMINISTRATION**

- Individualize treatment based on tumor type, disease state, response to treatment, patient risk factors, and current clinical practice standards. ( 2.1)
- Renal impairment: Reduce the dose of hydroxyurea capsules by 50% in patients with creatinine clearance less than 60 mL/min. ( 2.3, 8.6, 12.3)

#### **DOSAGE FORMS AND STRENGTHS**

- Capsules: 500 mg ( 3)

#### **CONTRAINDICATIONS**

- In patients who have demonstrated a previous hypersensitivity to hydroxyurea or any other component of its formulation. ( 4)

#### **WARNINGS AND PRECAUTIONS**

- Myelosuppression: Do not give if bone marrow function is markedly depressed. Monitor hematology labs and interrupt, reduce dose as appropriate. ( 5.1)
- Malignancies: Advise protection from sun exposure and monitor for secondary malignancies. ( 5.2)
- Embryo-Fetal toxicity: Can cause fetal harm. Advise of potential risk to a fetus and use of effective contraception. ( 5.3, 8.1, 8.3)
- Vasculitic toxicities: Discontinue hydroxyurea and initiate treatment if this occurs. ( 5.4)
- Live Vaccinations: Avoid live vaccine use in a patient taking hydroxyurea capsules. ( 5.5)
- Risks with concomitant use of antiretroviral drugs: Pancreatitis, hepatotoxicity, and neuropathy have occurred. Monitor for signs and symptoms in patients with HIV infection using antiretroviral drugs; discontinue hydroxyurea capsules, and implement treatment. ( 5.6)
- Radiation recall: Monitor for skin erythema in patients who previously received radiation and manage symptomatically. ( 5.7)

#### **ADVERSE REACTIONS**

Most common adverse reactions ( $\geq 30\%$ ) are hematological, gastrointestinal symptoms, and anorexia. ( 6)

To report SUSPECTED ADVERSE REACTIONS, contact AvKARE at 1-855-361-3993; email [drugsafety@avkare.com](mailto:drugsafety@avkare.com); or FDA at 1-800-FDA-1088 or [www.fda.gov/medwatch](http://www.fda.gov/medwatch).

#### **DRUG INTERACTIONS**

- Antiretroviral drugs (7.1) (7)
- Laboratory Test Interference (7.2) (7)

#### **USE IN SPECIFIC POPULATIONS**

- *Lactation* Hydroxyurea is excreted in human milk. Discontinue breastfeeding during treatment with

hydroxyurea capsules. ( [8.2](#))

- *Geriatric Use* Care should be taken in dose selection and may require a lower dose regimen and monitoring of renal function. ( [8.5](#))

**See 17 for PATIENT COUNSELING INFORMATION.**

**Revised: 5/2019**

---

## **FULL PRESCRIBING INFORMATION: CONTENTS\***

### **1 INDICATIONS AND USAGE**

### **2 DOSAGE AND ADMINISTRATION**

- 2.1 Dosing Information
- 2.2 Dose Modifications for Toxicity
- 2.3 Dose Modifications for Renal Impairment

### **3 DOSAGE FORMS AND STRENGTHS**

### **4 CONTRAINDICATIONS**

### **5 WARNINGS AND PRECAUTIONS**

- 5.1 Myelosuppression
- 5.2 Malignancies
- 5.3 Embryo-Fetal Toxicity
- 5.4 Vasculitic Toxicities
- 5.5 Live Vaccinations
- 5.6 Risks with Concomitant Use of Antiretroviral Drugs
- 5.7 Radiation Recall
- 5.8 Macrocytosis
- 5.10 Pulmonary Toxicity
- 5.11 Laboratory Test Interference

### **6 ADVERSE REACTIONS**

### **7 DRUG INTERACTIONS**

- 7.1 Increased Toxicity with Concomitant Use of Antiretroviral Drugs
- 7.2 Laboratory Test Interference

### **8 USE IN SPECIFIC POPULATIONS**

- 8.1 Pregnancy
- 8.2 Lactation
- 8.3 Females and Males of Reproductive Potential
- 8.4 Pediatric Use
- 8.5 Geriatric Use
- 8.6 Renal Impairment
- 8.7 Hepatic Impairment

### **10 OVERDOSAGE**

### **11 DESCRIPTION**

### **12 CLINICAL PHARMACOLOGY**

- 12.1 Mechanism of Action
- 12.3 Pharmacokinetics

### **13 NONCLINICAL TOXICOLOGY**

- 13.1 Carcinogenesis, Mutagenesis, Impairment of Fertility

### **15 REFERENCES**

### **16 HOW SUPPLIED/STORAGE AND HANDLING**

16.1 How Supplied

16.2 Storage

16.3 Handling and Disposal

## **17 PATIENT COUNSELING INFORMATION**

\* Sections or subsections omitted from the full prescribing information are not listed.

---

## **FULL PRESCRIBING INFORMATION**

### **1 INDICATIONS AND USAGE**

Hydroxyurea capsules are indicated for the treatment of:

- Resistant chronic myeloid leukemia.
- Locally advanced squamous cell carcinomas of the head and neck (excluding the lip) in combination with chemoradiation.

### **2 DOSAGE AND ADMINISTRATION**

#### **2.1 Dosing Information**

Hydroxyurea capsules are used alone or in conjunction with other antitumor agents or radiation therapy to treat neoplastic diseases. Individualize treatment based on tumor type, disease state, response to treatment, patient risk factors, and current clinical practice standards.

Base all dosage on the patient's actual or ideal weight, whichever is less.

Hydroxyurea capsules are a cytotoxic drug. Follow applicable special handling and disposal procedures [ *see References ( 15)*  ].

Patients should swallow hydroxyurea capsules whole and not to open, since hydroxyurea is a cytotoxic drug.

Prophylactic administration of folic acid is recommended [ *see Warnings and Precautions ( 5.7)*  ].

#### **2.2 Dose Modifications for Toxicity**

Monitor for the following and reduce the dose or discontinue hydroxyurea capsules accordingly:

- Myelosuppression [ *see Warnings and Precautions ( 5.1)*  ]
- Cutaneous vasculitis [ *see Warnings and Precautions ( 5.4)*  ]

Monitor blood counts at least once a week during hydroxyurea therapy. Severe anemia must be corrected before initiating therapy with hydroxyurea capsules. Consider dose modifications for other toxicities.

#### **2.3 Dose Modifications for Renal Impairment**

Reduce the dose of hydroxyurea capsules by 50% in patients with measured creatinine

clearance of less than 60 mL/min or with end-stage renal disease (ESRD) [see *Use in Specific Populations* ( 8.6) and *Clinical Pharmacology* ( 12.3)] .

<b>Creatinine Clearance (mL/min)</b>	<b>Recommended Hydroxyurea Initial Dose (mg/kg once daily)</b>
≥60	15
<60 or ESRD*	7.5

\* On dialysis days, administer hydroxyurea capsules to patients following hemodialysis. Close monitoring of hematologic parameters is advised in these patients.

### **3 DOSAGE FORMS AND STRENGTHS**

Capsules: 500 mg purple opaque cap and pink opaque body imprinted in black ink stylized barr 882.

### **4 CONTRAINDICATIONS**

Hydroxyurea is contraindicated in patients who have demonstrated a previous hypersensitivity to hydroxyurea or any other component of the formulation.

### **5 WARNINGS AND PRECAUTIONS**

#### **5.1 Myelosuppression**

Hydroxyurea causes severe myelosuppression. Treatment with hydroxyurea should not be initiated if bone marrow function is markedly depressed. Bone marrow suppression may occur, and leukopenia is generally its first and most common manifestation. Thrombocytopenia and anemia occur less often and are seldom seen without a preceding leukopenia. Bone marrow depression is more likely in patients who have previously received radiotherapy or cytotoxic cancer chemotherapeutic agents; use hydroxyurea cautiously in such patients.

Evaluate hematologic status prior to and during treatment with hydroxyurea capsules. Provide supportive care and modify dose or discontinue hydroxyurea capsules as needed. Recovery from myelosuppression is usually rapid when therapy is interrupted.

#### **5.2 Malignancies**

Hydroxyurea is a human carcinogen. In patients receiving long-term hydroxyurea for myeloproliferative disorders, secondary leukemia has been reported. Skin cancer has also been reported in patients receiving long-term hydroxyurea. Advise protection from sun exposure and monitor for the development of secondary malignancies.

#### **5.3 Embryo-Fetal Toxicity**

Based on the mechanism of action and findings in animals, hydroxyurea capsules can cause fetal harm when administered to a pregnant woman. Hydroxyurea was embryotoxic and teratogenic in rats and rabbits at doses 0.8 times and 0.3 times

myelogenous and erythrogenic in rats and rabbits at doses of 100 mg/m<sup>2</sup> and 150 mg/m<sup>2</sup>, respectively, the maximum recommended human daily dose on a mg/m<sup>2</sup> basis. Advise pregnant women of the potential risk to a fetus [see *Use in Specific Populations* ( 8.1)].

Advise females of reproductive potential to use effective contraception during and after treatment with hydroxyurea capsules for at least 6 months after therapy. Advise males of reproductive potential to use effective contraception during and after treatment with hydroxyurea capsules for at least 1 year after therapy [see *Use in Specific Populations* ( 8.1, 8.3)].

## **5.4 Vasculitic Toxicities**

Cutaneous vasculitic toxicities, including vasculitic ulcerations and gangrene, have occurred in patients with myeloproliferative disorders during therapy with hydroxyurea. These vasculitic toxicities were reported most often in patients with a history of, or currently receiving, interferon therapy. If cutaneous vasculitic ulcers occur, institute treatment and discontinue hydroxyurea capsules.

## **5.5 Live Vaccinations**

Avoid use of live vaccine in patients taking hydroxyurea capsules. Concomitant use of hydroxyurea capsules with a live virus vaccine may potentiate the replication of the virus and/or may increase the adverse reaction of the vaccine because normal defense mechanisms may be suppressed by hydroxyurea capsules. Vaccination with live vaccines in a patient receiving hydroxyurea capsules may result in severe infection. Patient's antibody response to vaccines may be decreased. Consider consultation with a specialist.

## **5.6 Risks with Concomitant Use of Antiretroviral Drugs**

Pancreatitis, hepatotoxicity, and peripheral neuropathy have occurred when hydroxyurea was administered concomitantly with antiretroviral drugs, including didanosine and stavudine [see *Drug Interactions* ( 7.1)] .

## **5.7 Radiation Recall**

Patients who have received irradiation therapy in the past may have an exacerbation of post-irradiation erythema. Monitor for skin erythema in patients who previously received radiation and manage symptomatically.

## **5.8 Macrocytosis**

Hydroxyurea may cause macrocytosis, which is self-limiting, and is often seen early in the course of treatment. The morphologic change resembles pernicious anemia, but is not related to vitamin B<sub>12</sub> or folic acid deficiency. This may mask the diagnosis of pernicious anemia. Prophylactic administration of folic acid is recommended.

## **5.10 Pulmonary Toxicity**

Interstitial lung disease including pulmonary fibrosis, lung infiltration, pneumonitis, and alveolitis/allergic alveolitis (including fatal cases) have been reported in patients treated for myeloproliferative neoplasm. Monitor patients developing pyrexia, cough, dyspnea, or other respiratory symptoms frequently, investigate and treat promptly. Discontinue

hydroxyurea and manage with corticosteroids [see Adverse Reactions (6.1)].

### 5.11 Laboratory Test Interference

Interference with Uric Acid, Urea, or Lactic Acid Assays is possible, rendering falsely elevated results of these in patients treated with hydroxyurea [see Drug Interactions (7.2)]. Hydroxyurea may falsely elevate sensor glucose results from certain continuous glucose monitoring (CGM) systems and may lead to hypoglycemia if sensor glucose results are relied upon to dose insulin. If a patient using a CGM is to be prescribed hydroxyurea, consult with the CGM prescriber about alternative glucose monitoring methods [see Drug Interactions (7.2)].

## 6 ADVERSE REACTIONS

The following adverse reactions are described in detail in other labeling sections:

- Myelosuppression [see *Warnings and Precautions* ( 5.1)]
- Malignancies [see *Warnings and Precautions* ( 5.2)]
- Embryo-fetal toxicity [see *Warnings and Precautions* ( 5.3)]
- Vasculitic toxicities [see *Warnings and Precautions* ( 5.4)]
- Risks with concomitant use of antiretroviral drugs [see *Warnings and Precautions* ( 5.6)]
- Radiation recall [see *Warnings and Precautions* ( 5.7)]
- Macrocytosis [see *Warnings and Precautions* ( 5.8)]

### 6.1 Postmarketing Experience

The following adverse reactions have been identified during post-approval use of hydroxyurea. Because these reactions are reported voluntarily from a population of uncertain size, it is not always possible to reliably estimate their frequency.

- *Reproductive System and Breast disorders*: azoospermia, and oligospermia
- *Gastrointestinal disorders*: stomatitis, nausea, vomiting, diarrhea, and constipation
- *Metabolism and Nutrition disorders*: anorexia, tumor lysis syndrome
- *Skin and subcutaneous tissue disorders*: maculopapular rash, skin ulceration, dermatomyositis-like skin changes, peripheral and facial erythema, hyperpigmentation, nail hyperpigmentation, atrophy of skin and nails, scaling, violet papules, and alopecia
- *Renal and urinary disorders*: dysuria, elevations in serum uric acid, blood urea nitrogen (BUN), and creatinine levels
- *Nervous system disorders*: headache, dizziness, drowsiness, disorientation, hallucinations, and convulsions
- *General Disorders*: fever, chills, malaise, edema, and asthenia
- *Hepatobiliary disorders*: elevation of hepatic enzymes, cholestasis, and hepatitis
- *Respiratory disorders*: diffuse pulmonary infiltrates, dyspnea, and pulmonary fibrosis
- *Hypersensitivity*: Drug-induced fever (pyrexia) (>39°C, >102°F) requiring hospitalization has been reported concurrently with gastrointestinal, pulmonary, musculoskeletal, hepatobiliary, dermatological or cardiovascular manifestations. Onset typically occurred within 6 weeks of initiation and resolved upon discontinuation of hydroxyurea. Upon re-administration fever re-occurred typically within 24 hours.

Adverse reactions observed with combined hydroxyurea and irradiation therapy are similar to those reported with the use of hydroxyurea or radiation treatment alone. These effects primarily include bone marrow depression (anemia and leukopenia), gastric irritation, and mucositis. Almost all patients receiving an adequate course of combined hydroxyurea and irradiation therapy will demonstrate concurrent leukopenia. Platelet depression ( $<100,000$  cells/mm<sup>3</sup>) has occurred in the presence of marked leukopenia. Hydroxyurea may potentiate some adverse reactions usually seen with irradiation alone, such as gastric distress and mucositis.

To report SUSPECTED ADVERSE REACTIONS contact AvKARE at 1-855-361-3993; email [drugsafety@avkare.com](mailto:drugsafety@avkare.com); or FDA at 1-800-FDA-1088 or [www.fda.gov/medwatch](http://www.fda.gov/medwatch).

## **7 DRUG INTERACTIONS**

### **7.1 Increased Toxicity with Concomitant Use of Antiretroviral Drugs**

#### **Pancreatitis**

In patients with HIV infection during therapy with hydroxyurea and didanosine, with or without stavudine, fatal and nonfatal pancreatitis have occurred. Hydroxyurea is not indicated for the treatment of HIV infection; however, if patients with HIV infection are treated with hydroxyurea, and in particular, in combination with didanosine and/or stavudine, close monitoring for signs and symptoms of pancreatitis is recommended. Permanently discontinue therapy with hydroxyurea in patients who develop signs and symptoms of pancreatitis.

#### **Hepatotoxicity**

Hepatotoxicity and hepatic failure resulting in death have been reported during postmarketing surveillance in patients with HIV infection treated with hydroxyurea and other antiretroviral drugs. Fatal hepatic events were reported most often in patients treated with the combination of hydroxyurea, didanosine, and stavudine. Avoid this combination.

#### **Peripheral Neuropathy**

Peripheral neuropathy, which was severe in some cases, has been reported in patients with HIV infection receiving hydroxyurea in combination with antiretroviral drugs, including didanosine, with or without stavudine.

### **7.2 Laboratory Test Interference**

#### **Interference with Uric Acid, Urea, or Lactic Acid Assays**

Studies have shown that there is an analytical interference of hydroxyurea with the enzymes (urease, uricase, and lactate dehydrogenase) used in the determination of urea, uric acid, and lactic acid, rendering falsely elevated results of these in patients treated with hydroxyurea.

#### **Interference with Continuous Glucose Monitoring Systems.**

Hydroxyurea may falsely elevate sensor glucose results from certain continuous glucose monitoring (CGM) systems and may lead to hypoglycemia if sensor glucose results are relied upon to dose insulin.

If a patient using a CGM is to be prescribed hydroxyurea, consult with the CGM prescriber about alternative glucose monitoring methods.

## **8 USE IN SPECIFIC POPULATIONS**

### **8.1 Pregnancy**

#### Risk Summary

Hydroxyurea capsules can cause fetal harm based on findings from animal studies and the drug's mechanism of action [see *Clinical Pharmacology* ( 12.1)] . There are no data with hydroxyurea capsules use in pregnant women to inform a drug-associated risk. In animal reproduction studies, administration of hydroxyurea to pregnant rats and rabbits during organogenesis produced embryotoxic and teratogenic effects at doses 0.8 times and 0.3 times, respectively, the maximum recommended human daily dose on a  $\text{mg}/\text{m}^2$  basis (see *Data*). Advise women of the potential risk to a fetus and to avoid becoming pregnant while being treated with hydroxyurea capsules.

In the U.S. general population, the estimated background risk of major birth defects and miscarriage in clinically recognized pregnancies is 2% to 4% and 15% to 20%, respectively.

#### Data

##### *Animal Data*

Hydroxyurea has been demonstrated to be a potent teratogen in a wide variety of animal models, including mice, hamsters, cats, miniature swine, dogs, and monkeys at doses within 1-fold of the human dose given on a  $\text{mg}/\text{m}^2$  basis. Hydroxyurea is embryotoxic and causes fetal malformations (partially ossified cranial bones, absence of eye sockets, hydrocephaly, bipartite sternbrae, missing lumbar vertebrae) at 180  $\text{mg}/\text{kg}/\text{day}$  (about 0.8 times the maximum recommended human daily dose on a  $\text{mg}/\text{m}^2$  basis) in rats and at 30  $\text{mg}/\text{kg}/\text{day}$  (about 0.3 times the maximum recommended human daily dose on a  $\text{mg}/\text{m}^2$  basis) in rabbits. Embryotoxicity was characterized by decreased fetal viability, reduced live litter sizes, and developmental delays. Hydroxyurea crosses the placenta. Single doses of  $\geq 375$   $\text{mg}/\text{kg}$  (about 1.7 times the maximum recommended human daily dose on a  $\text{mg}/\text{m}^2$  basis) to rats caused growth retardation and impaired learning ability.

### **8.2 Lactation**

#### Risk Summary

Hydroxyurea is excreted in human milk. Because of the potential for serious adverse reactions in a breastfed infant from hydroxyurea, including carcinogenicity, discontinue breastfeeding during treatment with hydroxyurea capsules.

### **8.3 Females and Males of Reproductive Potential**

#### Pregnancy Testing

Verify the pregnancy status of females of reproductive potential prior to initiating hydroxyurea therapy.



## Contraception

### *Females*

Hydroxyurea capsules can cause fetal harm when administered to a pregnant woman [see *Use in Specific Populations* ( 8.1)]. Advise females of reproductive potential to use effective contraception during and after treatment with hydroxyurea capsules for at least 6 months after therapy. Advise females to immediately report pregnancy.

### *Males*

Hydroxyurea may damage spermatozoa and testicular tissue, resulting in possible genetic abnormalities. Males with female sexual partners of reproductive potential should use effective contraception during and after treatment with hydroxyurea capsules for at least 1 year after therapy [see *Nonclinical Toxicology* ( 13.1)].

## Infertility

### *Males*

Based on findings in animals and humans, male fertility may be compromised by treatment with hydroxyurea capsules. Azoospermia or oligospermia, sometimes reversible, has been observed in men. Inform male patients about the possibility of sperm conservation before the start of therapy [see *Adverse Reactions* ( 6) and *Nonclinical Toxicology* ( 13.1)].

## **8.4 Pediatric Use**

Safety and effectiveness in pediatric patients have not been established.

## **8.5 Geriatric Use**

Elderly patients may be more sensitive to the effects of hydroxyurea, and may require a lower dose regimen. Hydroxyurea is excreted by the kidney, and the risk of adverse reactions to this drug may be greater in patients with impaired renal function. Because elderly patients are more likely to have decreased renal function, care should be taken in dose selection, and it may be useful to monitor renal function [see *Dosage and Administration* ( 2.3)] .

## **8.6 Renal Impairment**

The exposure to hydroxyurea is higher in patients with creatinine clearance of less than 60 mL/min or in patients with end-stage renal disease (ESRD). Reduce dosage and closely monitor the hematologic parameters when hydroxyurea capsules are to be administered to these patients [see *Dosage and Administration* ( 2.3) and *Clinical Pharmacology* ( 12.3)] .

## **8.7 Hepatic Impairment**

There are no data that support specific guidance for dosage adjustment in patients with hepatic impairment. Close monitoring of hematologic parameters is advised in these patients.

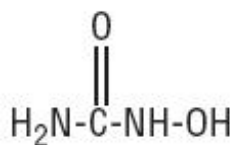
## **10 OVERDOSAGE**

Acute mucocutaneous toxicity has been reported in patients receiving hydroxyurea at dosages several times the therapeutic dose. Soreness, violet erythema, edema on palms and soles followed by scaling of hands and feet, severe generalized hyperpigmentation of the skin, and stomatitis have also been observed.

## 11 DESCRIPTION

Hydroxyurea Capsules USP are an antineoplastic available for oral use as capsules providing 500 mg hydroxyurea, USP. Inactive ingredients: anhydrous citric acid, benzyl alcohol, black iron oxide, butylparaben, carboxymethylcellulose sodium, D&C red no. 28, D&C yellow no. 10 aluminum lake, dibasic sodium phosphate, edetate calcium disodium, FD&C blue no. 1, FD&C blue no. 1 aluminum lake, FD&C blue no. 2 aluminum lake, FD&C red no. 40, FD&C red no. 40 aluminum lake, gelatin, lactose monohydrate, magnesium stearate, methylparaben, pharmaceutical glaze, propylparaben, propylene glycol, red iron oxide, sodium lauryl sulfate, sodium propionate, and titanium dioxide.

Hydroxyurea, USP is a white to off-white crystalline powder. It is hygroscopic and freely soluble in water, but practically insoluble in alcohol. Its structural formula is:



CH<sub>4</sub>N<sub>2</sub>O<sub>2</sub> M.W. 76.05

## 12 CLINICAL PHARMACOLOGY

### 12.1 Mechanism of Action

The precise mechanism by which hydroxyurea produces its antineoplastic effects cannot, at present, be described. However, the reports of various studies in tissue culture in rats and humans lend support to the hypothesis that hydroxyurea causes an immediate inhibition of DNA synthesis by acting as a ribonucleotide reductase inhibitor, without interfering with the synthesis of ribonucleic acid or of protein. This hypothesis explains why, under certain conditions, hydroxyurea may induce teratogenic effects.

Three mechanisms of action have been postulated for the increased effectiveness of concomitant use of hydroxyurea therapy with irradiation on squamous cell (epidermoid) carcinomas of the head and neck. *In vitro* studies utilizing Chinese hamster cells suggest that hydroxyurea (1) is lethal to normally radioresistant S-stage cells, and (2) holds other cells of the cell cycle in the G1 or pre-DNA synthesis stage where they are most susceptible to the effects of irradiation. The third mechanism of action has been theorized on the basis of *in vitro* studies of HeLa cells. It appears that hydroxyurea, by inhibition of DNA synthesis, hinders the normal repair process of cells damaged but not killed by irradiation, thereby decreasing their survival rate; RNA and protein syntheses have shown no alteration.

## 12.3 Pharmacokinetics

### Absorption

Following oral administration of hydroxyurea capsules, hydroxyurea reaches peak plasma concentrations in 1 to 4 hours. Mean peak plasma concentrations and AUCs increase more than proportionally with increase of dose.

There are no data on the effect of food on the absorption of hydroxyurea.

### Distribution

Hydroxyurea distributes throughout the body with a volume of distribution approximating total body water.

Hydroxyurea concentrates in leukocytes and erythrocytes.

### Metabolism

Up to 60% of an oral dose undergoes conversion through saturable hepatic metabolism and a minor pathway of degradation by urease found in intestinal bacteria.

### Excretion

In patients with sickle cell anemia, the mean cumulative urinary recovery of hydroxyurea was about 40% of the administered dose.

### Specific Populations

#### *Renal Impairment*

The effect of renal impairment on the pharmacokinetics of hydroxyurea was assessed in adult patients with sickle cell disease and renal impairment. Patients with normal renal function (creatinine clearance [CrCl] >80 mL/min), mild (CrCl 50 to 80 mL/min), moderate (CrCl = 30 to <50 mL/min), or severe (<30 mL/min) renal impairment received a single oral dose of 15 mg/kg hydroxyurea. Patients with ESRD received two doses of 15 mg/kg separated by 7 days; the first was given following a 4-hour hemodialysis session, the second prior to hemodialysis. The exposure to hydroxyurea (mean AUC) in patients with CrCl <60 mL/min and those with ESRD was 64% higher than in patients with normal renal function (CrCl >60 mL/min). Reduce the dose of hydroxyurea when it is administered to patients with creatinine clearance of <60 mL/min or with ESRD following hemodialysis [see Dosage and Administration ( 2.3) and Use in Specific Populations ( 8.6)] .

## 13 NONCLINICAL TOXICOLOGY

### 13.1 Carcinogenesis, Mutagenesis, Impairment of Fertility

Conventional long-term studies to evaluate the carcinogenic potential of hydroxyurea have not been performed. However, intraperitoneal administration of 125 to 250 mg/kg hydroxyurea (about 0.6 to 1.2 times the maximum recommended human oral daily dose on a mg/m<sup>2</sup> basis) thrice weekly for 6 months to female rats increased the incidence of mammary tumors in rats surviving to 18 months compared to control. Hydroxyurea is mutagenic *in vitro* to bacteria, fungi, protozoa, and mammalian cells. Hydroxyurea is clastogenic *in vitro* (hamster cells, human lymphoblasts) and *in vivo* (SCE assay in rodents, mouse micronucleus assay). Hydroxyurea causes the transformation of rodent

embryo cells to a tumorigenic phenotype.

Hydroxyurea administered to male rats at 60 mg/kg/day (about 0.3 times the maximum recommended human daily dose on a mg/m<sup>2</sup> basis) produced testicular atrophy, decreased spermatogenesis, and significantly reduced their ability to impregnate females.

## 15 REFERENCES

OSHA. <http://www.osha.gov/SLTC/hazardousdrugs/index.html>.

## 16 HOW SUPPLIED/STORAGE AND HANDLING

### 16.1 How Supplied

Hydroxyurea Capsules USP 500 mg are available as a two-piece hard gelatin capsule with purple opaque cap and pink opaque body filled with white powder, imprinted in black ink stylized **barr 882** and packaged in bottles of 100 capsules (NDC 42291-321-01).

### 16.2 Storage

Store at 20° to 25°C (68° to 77°F) [See USP Controlled Room Temperature].

Dispense in a tight, light-resistant container as defined in the USP, with a child-resistant closure (as required).

KEEP THIS AND ALL MEDICATIONS OUT OF THE REACH OF CHILDREN.

### 16.3 Handling and Disposal

Hydroxyurea Capsules USP are a cytotoxic drug. Follow applicable special handling and disposal procedures [see *References* ( 15)] .

To decrease the risk of contact, advise caregivers to wear disposable gloves when handling Hydroxyurea Capsules USP or bottles containing Hydroxyurea Capsules USP. Wash hands with soap and water before and after contact with the bottle or capsules when handling Hydroxyurea Capsules USP. Do not open Hydroxyurea Capsules USP. Avoid exposure to crushed or opened capsules. If contact with crushed or opened capsules occurs on the skin, wash affected area immediately and thoroughly with soap and water. If contact with crushed or opened capsules occurs on the eye(s), the affected area should be flushed thoroughly with water or isotonic eyewash designated for that purpose for at least 15 minutes. If the powder from the capsule is spilled, immediately wipe it up with a damp disposable towel and discard in a closed container, such as a plastic bag; as should the empty capsules. The spill areas should then be cleaned three times using a detergent solution followed by clean water. Keep the medication away from children and pets. Contact your doctor for instructions on how to dispose of outdated capsules.

## 17 PATIENT COUNSELING INFORMATION

- There is a risk of myelosuppression. Monitoring blood counts weekly throughout the

duration of therapy should be emphasized to patients taking hydroxyurea [see *Warnings and Precautions* ( 5.1)] . Advise patients to report signs and symptoms of infection or bleeding immediately.

- Advise patients that there is a risk of cutaneous vasculitic toxicities and secondary malignancies including leukemia and skin cancers [see *Warnings and Precautions* ( 5.2, 5.4)] .
- Advise females of reproductive potential of the potential risk to a fetus and to inform their healthcare provider of a known or suspected pregnancy. Advise females and males of reproductive potential to use contraception during and after treatment with hydroxyurea capsules [see *Warnings and Precautions* ( 5.3) and *Use in Specific Populations* ( 8.1, 8.3)] .
- Advise patients to inform their healthcare provider if they have received or are planning to receive vaccinations while taking hydroxyurea capsules as this may result in a severe infection [see *Warnings and Precautions* ( 5.5)].
- Advise females to discontinue breastfeeding during treatment with hydroxyurea capsules [see *Use in Specific Populations* ( 8.3)] .
- Patients with HIV infection should contact their physician for signs and symptoms of pancreatitis, hepatic events, and peripheral neuropathy [see *Warnings and Precautions* ( 5.6)] .
- Post-irradiation erythema can occur in patients who have received previous irradiation therapy [see *Warnings and Precautions* ( 5.7)] .
- Advise patients of the symptoms of potential pulmonary toxicity and instruct them to seek prompt medical attention in the event of pyrexia, cough, dyspnea, or other respiratory symptoms [see *Warnings and Precautions* (5.10)].
- Advise patients to notify their healthcare provider if they are using a continuous glucose monitoring system while taking hydroxyurea capsules [see *Warnings and Precautions* (5.11)].

Manufactured For:


**AvKARE**

Pulaski, TN 38478

Mfg. Rev. 05/24

AV Rev. 03/25 (M)

## **Package/Label Display Panel**



NDC 42291-321-01

# Hydroxyurea Capsules, USP

500 mg

CAUTION: Cytotoxic Agent

100 Capsules Rx Only

Wear disposable gloves when handling Hydroxyurea Capsules or bottles containing Hydroxyurea Capsules. Do NOT open, break, or chew capsules.


Each capsule contains 500 mg hydroxyurea, USP.

**Recommended Dosage:** see Prescribing Information.

Store at 20° to 25°C (68° to 77°F) [See USP Controlled Room Temperature].

Dispense in a tight, light-resistant container as defined in the USP, with a child-resistant closure (as required).


**KEEP THIS AND ALL MEDICATIONS OUT OF THE REACH OF CHILDREN.**



AV Rev. 09/25(R)

Manufactured for:  
**AvKare**  
Pulaski, TN 38478  
www.avkare.com

Mfg. Rev. 07/24



N 3 42291 32101 4

## HYDROXYUREA

hydroxyurea capsule

### Product Information

<b>Product Type</b>	HUMAN PRESCRIPTION DRUG	<b>Item Code (Source)</b>	NDC:42291-321(NDC:0555-0882)
<b>Route of Administration</b>	ORAL		

### Active Ingredient/Active Moiety

Ingredient Name	Basis of Strength	Strength
<b>HYDROXYUREA</b> (UNII: X6Q56QN5QC) (HYDROXYUREA - UNII:X6Q56QN5QC)	HYDROXYUREA	500 mg

### Inactive Ingredients

Ingredient Name	Strength
<b>LACTOSE MONOHYDRATE</b> (UNII: EWQ57Q8I5X)	
<b>MAGNESIUM STEARATE</b> (UNII: 70097M6I30)	
<b>METHYLPARABEN</b> (UNII: A2I8C7HI9T)	
<b>SHELLAC</b> (UNII: 46N107B71O)	
<b>PROPYLPARABEN SODIUM</b> (UNII: 625NNB0G9N)	
<b>PROPYLENE GLYCOL</b> (UNII: 6DC9Q167V3)	
<b>FERRIC OXIDE RED</b> (UNII: 1K09F3G675)	
<b>SODIUM LAURYL SULFATE</b> (UNII: 368GB5141J)	
<b>SODIUM PROPIONATE</b> (UNII: DK6Y9P42IN)	
<b>TITANIUM DIOXIDE</b> (UNII: 15FIX9V2JP)	
<b>ANHYDROUS CITRIC ACID</b> (UNII: XF417D3PSL)	
<b>BENZYL ALCOHOL</b> (UNII: LKG8494WBH)	
<b>FERROSOFERRIC OXIDE</b> (UNII: XM0M87F357)	
<b>BUTYLPARABEN</b> (UNII: 3QPI1U3FV8)	
<b>CARBOXYMETHYLCELLULOSE SODIUM, UNSPECIFIED FORM</b> (UNII: K679OBS311)	
<b>D&amp;C RED NO. 28</b> (UNII: 767IP0Y5NH)	
<b>D&amp;C YELLOW NO. 10</b> (UNII: 35SW5USQ3G)	

<b>SODIUM PHOSPHATE, DIBASIC</b> (UNII: GR686LBA74)	
---	--

<b>EDETATE CALCIUM DISODIUM</b> (UNII: 25IH6R4SGF)	
--	--

<b>FD&amp;C BLUE NO. 1</b> (UNII: H3R47K3TBD)	
---	--

<b>FD&amp;C BLUE NO. 2</b> (UNII: L06K8R7DQK)	
---	--

<b>FD&amp;C RED NO. 40</b> (UNII: WZB9127XOA)	
---	--

<b>GELATIN</b> (UNII: 2G86QN327L)	
-----------------------------------	--

Product Characteristics			
-------------------------	--	--	--

<b>Color</b>	purple, pink	<b>Score</b>	no score
<b>Shape</b>	CAPSULE	<b>Size</b>	22mm
<b>Flavor</b>		<b>Imprint Code</b>	barr;882
<b>Contains</b>			

Packaging				
-----------	--	--	--	--

#	Item Code	Package Description	Marketing Start Date	Marketing End Date
1	NDC:42291-321-01	100 in 1 BOTTLE; Type 0: Not a Combination Product	07/23/2013	

Marketing Information			
-----------------------	--	--	--

Marketing Category	Application Number or Monograph Citation	Marketing Start Date	Marketing End Date
ANDA	ANDA075143	07/23/2013	

<b>Labeler - AvKARE</b> (796560394)
-------------------------------------

Revised: 10/2025

AvKARE